


FAIRFIELD PUBLIC SCHOOLS
OFFICE OF THE
DEPUTY SUPERINTENDENT



To: Dr. Ann Clark, Superintendent of Schools
Fairfield Board of Education

From: Jack Boyle, Deputy Superintendent


A handwritten signature in black ink, appearing to read "Jack", written over the printed name "Jack Boyle, Deputy Superintendent".

Date: February 20, 2009

Re: Proposed Redistricting Plan

Attached is a redistricting proposal that moves students from Stratfield to McKinley, from McKinley to Jennings, from Jennings to Burr and from North Stratfield to Jennings. It uses the ADS projections, adding and subtracting the students in the impacted areas, promoting all students forward as indicated in the section allocations while retaining the 2009-10 ADS kindergarten projections in tact. The advantages of this plan are:

1. It is doable. The plan can be implemented in August 2009.
2. It reduces the overcrowding at Stratfield Elementary School for both the short term and the long term.
3. All fifth grade students can be grandfathered. The fifth grade students in the redistricted area moving from McKinley to Jennings can be given the choice as to which middle school to attend, that is, Fairfield Woods with transportation or Roger Ludlowe without transportation, as is past practice.
4. It reduces the need for staffing and classroom space by 3, that is, a reduction from 7 to 10 elementary teachers over the 2008-09 class allocations.
5. It better balances the utilization of elementary school space on the eastern part of the school district, moving from a range of 81% -108% to 91%-97%.
6. It gives the school district the opportunity to utilize the added space at Roger Sherman and Osborn Hill Elementary Schools before making any changes in the attendance boundaries on the western side of the district.
7. It better balances the utilization of school space at the middle school level by reducing the number of students at Roger Ludlowe Middle School while increasing the number of students at Fairfield Woods Middle School.
8. It does not impact the realignment of the middle school feeder pattern, which may be necessary as the capacities of individual middle schools are increased.



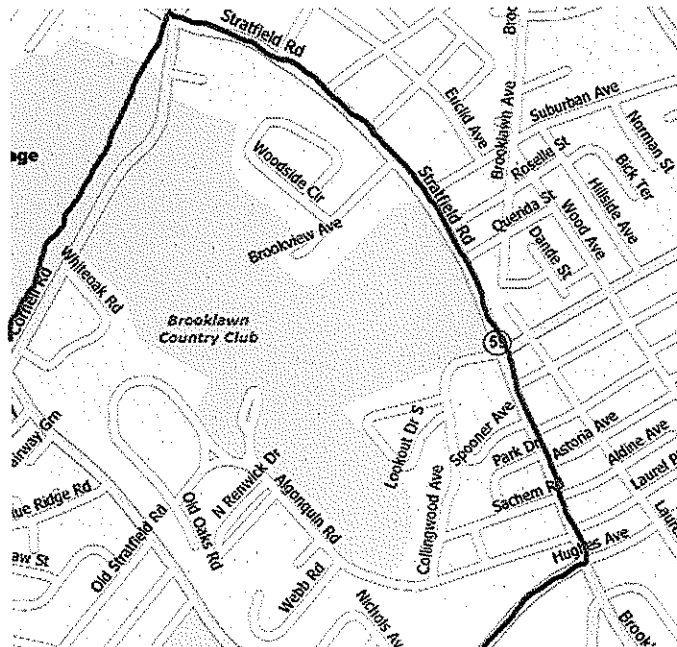
DRAFT

Office of the Deputy Superintendent
 Fairfield Public Schools
 501 Kings Highway East
 Fairfield, CT 06825
 203-255-8372

**ADDITIONAL OPTIONS FOR STRATFIELD OVERCROWDING
 UPDATE FEBRUARY 24, 2009**

Beginning in August of 2009 – Realign the elementary eastern attendance areas to better utilize school space by moving students from Stratfield to McKinley, McKinley to Jennings, Jennings to Burr and North Stratfield to Jennings .

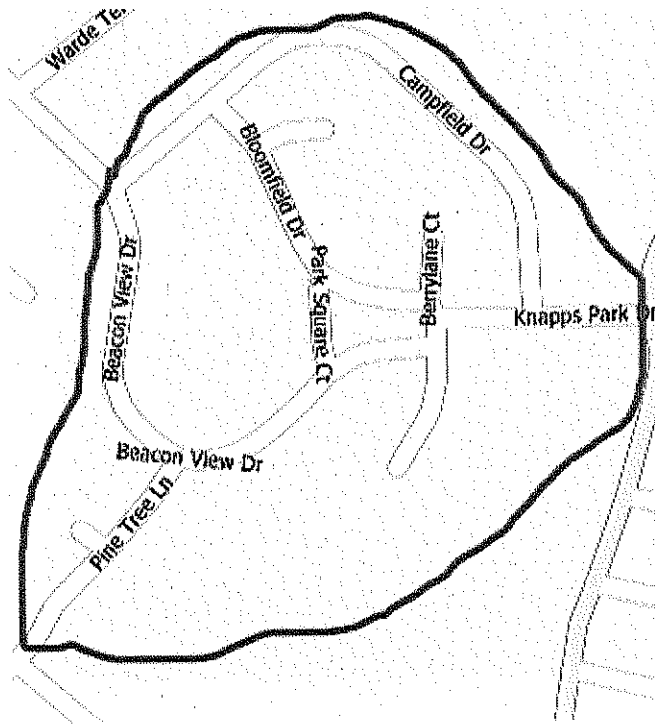
- A. Realign the attendance area from Stratfield to McKinley to include: all present students and incoming students from Webb Road, Eagle Drive, Algonquin Road, Sachem Road, Pequot Road, Villa Avenue, Spooner Avenue, Collingwood Avenue, Park Drive, Lookout Drive, Brookview Avenue Woodside Circle, West Brook Place, Cornell Road, White Oaks Road, Old Oaks Road, Stratfield Road. (odd side and east of Cornell).



Stratfield to McKinley

Totals	K	18
	1	13
	2	23
	3	17
	4	16
	5	31
TOTAL		118

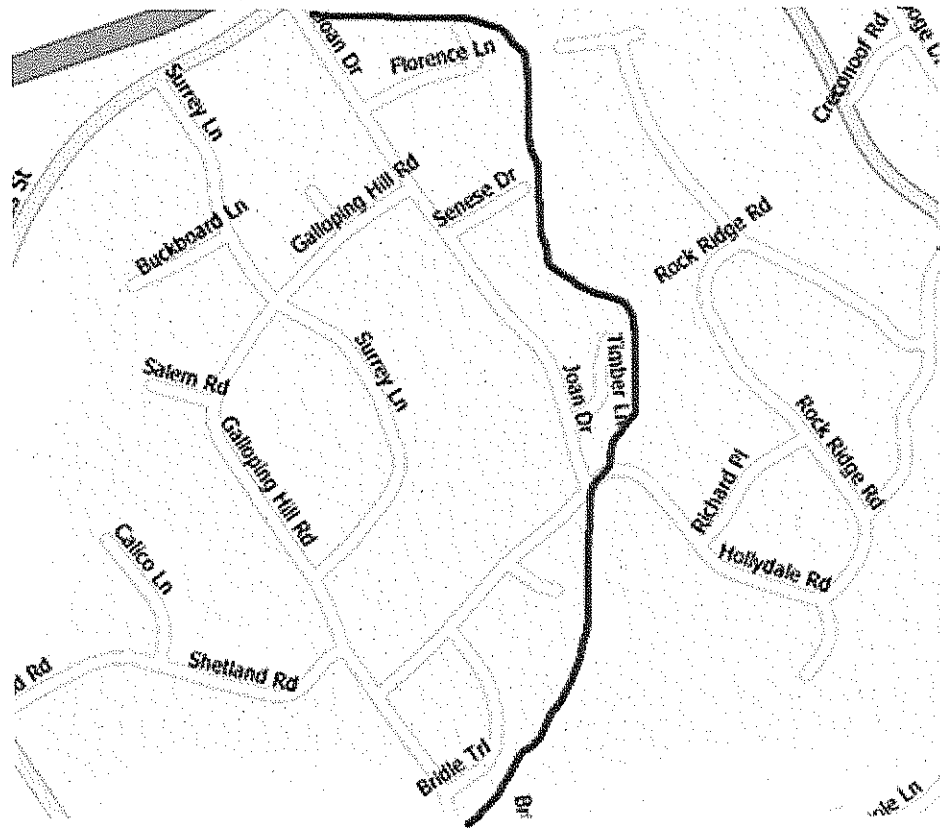
- B. Realign the attendance area from McKinley to Jennings to include: all present students and incoming students from **Beacon View Drive, Campfield Drive, Bloomfield Drive, Pioneer Lane, Berry Lane Court, Pine Tree Lane, Beacon Square, Knapps Park Drive, Trefoil Court, Park Square Court.**



McKinley to Jennings

Totals	K	3
	1	4
	2	10
	3	5
	4	8
	5	8
TOTAL		38

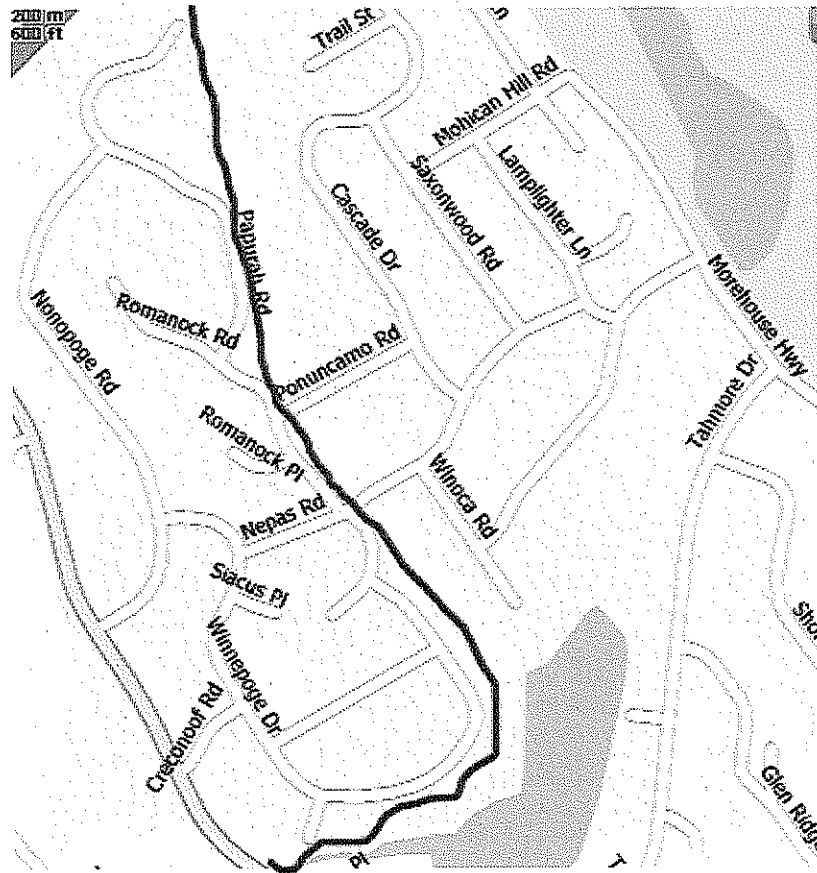
C. Realign the attendance area from Jennings to Burr to include: all present students and incoming students from **Galloping Hill Road (526-1420), Salem Road, Buckboard Lane, Bridle Trail, Surrey Lane, Lyman Road, Florence Lane, Joan Drive, Old Coach Road, Senese Drive, Timber Lane, Shetland Road, Hollydale Road (southwest of Joan), Congress Street (1682-2887)**



Jennings to Burr

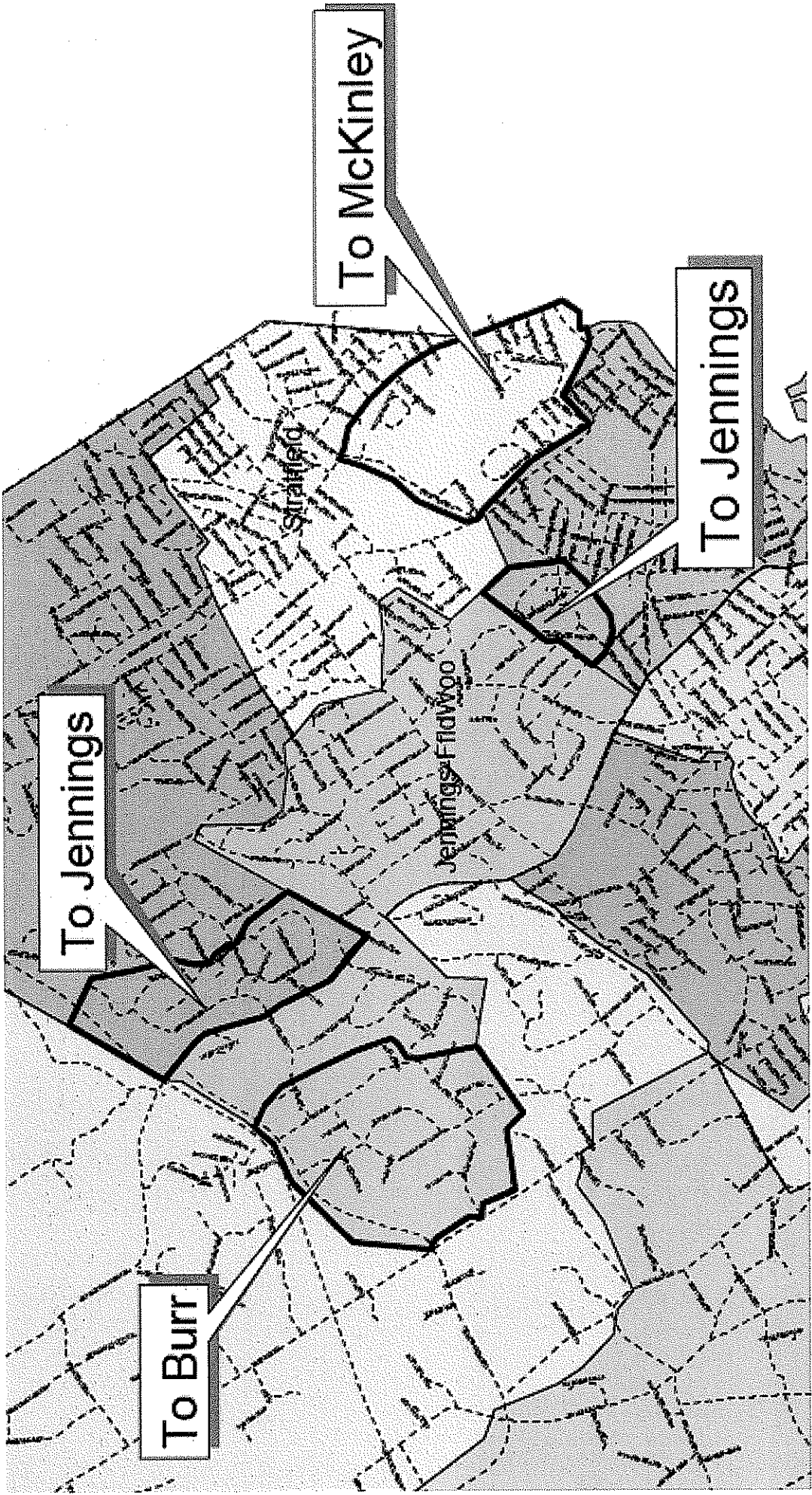
Totals	K	5
	1	13
	2	12
	3	14
	4	7
	5	12
TOTAL		64

- D. Realign the attendance area for North Stratfield to Jennings to include: all present students and incoming students from **Nonopoge Road, Papurah Road, Romanock Road, Romanock Place, Nepas Road (between Winnepoge and Romanock), Winnepoge Drive, Siacus Place, Wampus Way, Crenonooft Road.**



North Stratfield to Jennings

Totals	K	10
	1	14
	2	9
	3	5
	4	6
	5	12
TOTAL		56



To Jennings

To Burr

To McKinley

To Jennings

Starfield

Jennings-Fildvgo

Room Utilization 2-24-09 Redistricting w Grade 5 Grandfathered

School	Full-Size Classrooms			Use of Full-Size Classrooms								Capacity at 21 Students Per Class	ADS 12.1.09		5 Grand C Redistricting		New Utilization	Old Utilization
	Full-Size Permanent CRs	Total Full-Size CRs		Special Ed.	Art	Music	PK	Comp. Lab	Science Room	K-5	Projected Enrollment		Projected Enrollment	90.87%	92.14%			
		Portables																
Burr	27	0	27	0	1	1	1	0	1	24	414	458	90.87%	82.14%				
Jennings	23	1	24	4	1	1	0	0	0	18	350	366	96.83%	92.59%				
McKinley	30	0	30	1	1	1	1	1	1	24	410	459	91.07%	81.35%				
No. Stratfield	26	0	26	1	1	1	0	0	0	23	498	460	95.24%	103.11%				
Stratfield	21	4	25	0	1	1	0	0	0	23	524	453	93.79%	108.49%				
Totals	127	5	132	6	5	5	2	1	2	112	2196	2196	93.37%	93.37%				

2/24/2009

FAIRFIELD PUBLIC SCHOOLS ENROLLMENT - ELEMENTARY
Enrollment Projections 2009-2010

Stratfield to McKinley; McKinley to Jennings; Jennings to Burr; NSS to Jennings w 5th Grandfathered

GUIDELINE:
Grades K-2 Max 23
Grades 3-5 Max 25

Classes at or near guideline	KIND	1	2	3	4	5	TOTAL	Average	Notes	2009-2010 SECTIONS	Section Diff. 2008-2009 2009-2010
Burr											
Sections 09-10= 21	19	21	18	24	24	24					
Sections 08-09= 21	20	21	18	24	24	25					
Enroll.10/1/08= 469 Avg=22.33	20	22	18	24	24	25					
	59	65	72	72	96	74	458	21.81		21	0
Dwight											
Sections 09-10= 16	22	18	20	18	19	21					
Sections 08-09= 17	22	19	20	19	20	21					
Enroll.10/1/08= 322 Avg=18.84	44	37	59	55	58	62	315	19.69		16	-1
Holland Hill											
Sections 09-10= 18	16	18	19	22	18	19					
Sections 08-09= 18	16	18	20	22	18	19					
Enroll.10/1/08= 350 Avg=19.44	17	19	20	23	19	20	343	19.06		18	0
Jennings											
Sections 09-10= 18	17	19	21	24	21	18					
Sections 08-09= 18	17	19	21	25	22	18					
Enroll.10/1/08= 356 Avg=19.78	17	19	22	25	22	19	366	20.33		18	0
McKinley											
Sections 08-10= 24			16	19	19	20					
Sections 08-09= 25	18	16	19	19	21	21					
Enroll.10/1/08= 436 Avg=17.44	19	17	19	20	21	21					
(First grade includes 1 section CSR Grant)	19	17	20	20	21	21					
	56	66	96	78	83		459	19.13	McKinley Guidelines: Grades K-2 Max 19 Grades 3-5 Max 21 * revised guidelines as of 11/21/08	24	-1
Mill Hill											
Sections 09-10= 23	22	19	20	20	22	20					
Sections 08-09= 23	23	19	20	20	23	20					
Enroll.10/1/08= 470 Avg=20.43	23	19	21	20	23	20	472	20.52		23	0
N Stratfield											
Sections 09-10= 22	18	19		22		20					
Sections 08-09= 25	18	20	21	22	24	20					
Enroll.10/1/08= 502 Avg=20.68	18	20	21	22	25	21					
	18	20	22	23	25	21	460	20.91		22	-3
Osborn Hill											
Sections 09-10= 25	18	19	21	22	21	21					
Sections 08-09= 25	19	20	21	23	22	21					
Enroll.10/1/08= 527 Avg=21.08	19	20	21	23	22	21					
	19	20	22	23	22	22	521	20.84		25	0
Riverfield											
Sections 09-10= 22		18		21	24	19					
Sections 08-09= 23	22	19	22	21	24	19					
Enroll.10/1/08= 478 Avg=21.78	23	19	23	21	25	19					
	23	19	23	21	25	20	470	21.36		22	-1
Sherman											
Sections 09-10= 21			18	21		23					
Sections 08-09= 22	19	20	18	21	21	23					
Enroll.10/1/08= 446 Avg=20.27	20	20	18	22	21	23					
	20	20	18	22	22	24	434	20.67		21	-1
Stratfield											
Sections 09-10= 22	19	20				20					
Sections 08-09= 25	19	20	20	23	22	20					
Enroll.10/1/08= 542 Avg=21.68	19	20	20	23	22	20					
	19	20	20	24	23	21	453	20.59		22	-3
TOTAL K-5	677	800	750	863	832	829	4751	20.48		232	-10

	Avg.
Sections 09-10= 233	4751 20.48
Sections 08-09 = 242	4858 20.07
Enrollment Change	-107 -0.41

McKinley Pre-School 20
Burr Pre-School 20
ECC 62
Total Elementary with Pre-School Students 4853

Note: Special Education students are reflected in individual classroom, grade, and school totals.

Sections by Grade (09-10)	35	41	38	40	38	40	232
Sections by Grade (08-09)	41	39	42	41	40	39	242
Change 08-09 to 09-10	-6	2	-4	-1	-2	1	-10

2/24/2009

FAIRFIELD PUBLIC SCHOOLS ENROLLMENT - ELEMENTARY
Enrollment Projections 2009-2010

Stratfield to McKinley; McKinley to Jennings; Jennings to Burr; NSS to Jennings w/o 5th Grandfathered

GUIDELINE:
Grades K-2 Max 23
Grades 3-5 Max 25

Classes at or near guideline	KIND	1	2	3	4	5	TOTAL	Average	Notes	2009-2010 SECTIONS	Section DIR. 2008-2009 2009-2010
Burr											
Sections 09-10= 22	19	21	18	24	24	20					
Sections 08-09= 21	20	21	18	24	24	20					
Enroll.10/1/08= 469 Avg=22.33	20	22	18	24	24	21	465	21.14		22	1
	59	85	72	96	81						
Dwight											
Sections 09-10= 16	22	18	20	18	19	21					
Sections 08-09= 17	22	19	20	19	20	21					
Enroll.10/1/08= 322 Avg=18.94	44	37	59	55	58	62	315	19.69		16	-1
Holland Hill											
Sections 09-10= 18	16	18	19	22	18	19					
Sections 08-09= 18	16	18	20	22	18	19					
Enroll.10/1/08= 369 Avg=19.44	17	19	20	23	19	20	343	19.06		18	0
	49	55	59	67	55	58					
Jennings											
Sections 09-10= 18	17	19	21	24	21	20					
Sections 08-09= 18	17	19	21	25	22	21					
Enroll.10/1/08= 356 Avg=19.78	17	19	22	25	22	21	373	20.72		18	0
	51	57	64	74	65	62					
McKinley											
Sections 09-10= 25			16	19	19	18					
Sections 08-09= 25	18		16	19	19	18					
Enroll.10/1/08= 436 Avg=17.44	19		17	19	20	18					
(First grade includes 1 section CSR Grant)	19		17	20	20	19	467	18.68	McKinley Guidelines: Grades K-2 Max 19 Grades 3-5 Max 21 * revised guidelines as of 11/21/08	25	0
	56		66	96	78	91					
Mill Hill											
Sections 09-10= 23	22	18	20	19	22	19					
Sections 08-09= 23	23	19	20	20	23	20					
Enroll.10/1/08= 470 Avg=20.43	23	19	21	20	23	20	472	20.52		23	0
	68	75	81	79	90	79					
N Stratfield											
Sections 09-10= 22	18	19		22		19					
Sections 08-09= 25	18	20	21	22	24	19					
Enroll.10/1/08= 502 Avg=20.08	18	20	21	22	25	19					
	72	79	64	89	74	76	454	20.64		22	-3
Osborn Hill											
Sections 09-10= 25	18	19	21	22	21	21					
Sections 08-09= 25	19	20	21	23	22	21					
Enroll.10/1/08= 527 Avg=21.08	19	20	21	23	22	21					
	19	20	22	23	22	22	521	20.84		25	0
	75	98	85	91	87	85					
Riverfield											
Sections 09-10= 22		18		21	24	19					
Sections 08-09= 23	22	19	22	21	24	19					
Enroll.10/1/08= 478 Avg=21.78	23	19	23	21	25	19					
	23	19	23	21	25	20	470	21.36		22	-1
	68	75	68	84	98	77					
Sherman											
Sections 09-10= 21			18	21		23					
Sections 08-09= 22	19	20	18	21	21	23					
Enroll.10/1/08= 446 Avg=20.27	20	20	18	22	21	23					
	20	20	18	22	22	24	434	20.67		21	-1
	59	60	72	86	64	93					
Stratfield											
Sections 09-10= 21		19									
Sections 08-09= 25	19	20	20	23	22	21					
Enroll.10/1/08= 542 Avg=21.68	19	20	20	23	22	22					
	19	20	20	24	23	22	437	20.81		21	-4
	76	99	60	70	67	65					
TOTAL K-5	677	860	750	863	832	829	4751	20.39		233	-9

	Avg.
Sections 09-10= 233	4751 20.39
Sections 08-09= 242	4858 20.07
Enrollment Change	-107 -0.32

McKinley Pre-School 20
Burr Pre-School 20
ECC 62
Total Elementary with Pre-School Students 4853

Note: Special Education students are reflected in individual classroom, grade, and school totals.

Sections by Grade (09-10)	35	41	38	41	38	40	233
Sections by Grade (08-09)	41	39	42	41	40	39	242
Change 08-09 to 09-10	-6	2	-4	0	-2	1	-9